

Cruise Pod drives

Quiet, lightweight and space-saving

- + Smaller and lighter than combustion saildrives
- + Virtually silent while in use
- + No fuel or oil to leak or stink
- + Powerful lithium batteries provide long-range motoring
- + Minimal impact on sailing speed
- + Durable design and excellent corrosion protection for fresh and salt water

Sailboats / Commercial application
up to 12 tons

6^{HP}
equivalent

9.9^{HP}
equivalent

25^{HP}
equivalent

Peace and power

Don't confuse silence with weakness. Torqueedo's all-new Cruise fixed pod lineup is more powerful, lightweight and efficient than ever before.

The new Cruise 3.0 and 6.0 pods offer 50% more power but take up even less space on board. The new flagship model, the Cruise 12.0, is a 25 HP-


equivalent that easily powers sailboats up to 12 tons. All Cruise motors come with an onboard computer and display with GPS-calculated range and runtime.

The new Cruise 6.0 and 12.0 pods come standard with Torqueedo's advanced communication system,

TorqLink, which allows faster and more accurate data sharing between system components.

Visit our online Cruise configurator to build your perfect pod system.

Scan me



New for
2022



CRUISE 3.0 FP

New for
2022



CRUISE 6.0 FP

New for
2022



CRUISE 12.0 FP

TECHNICAL DATA	CRUISE 3.0 FP	CRUISE 6.0 FP	CRUISE 12.0 FP
Input power in W	3,000	6,000	12,000
Propulsive power in W	1,530	2,760	6,720
Comparable diesel inboard (shaft power)	6 HP	9.9 HP	25 HP
Comparable diesel inboard (thrust)	8 HP	15 HP	25 HP
Maximum overall efficiency in %	51	58	56
Static thrust in lbs*	142	230	405
Nominal voltage in V	24	48	48
Total weight in kg	12.8	14.7	33.5

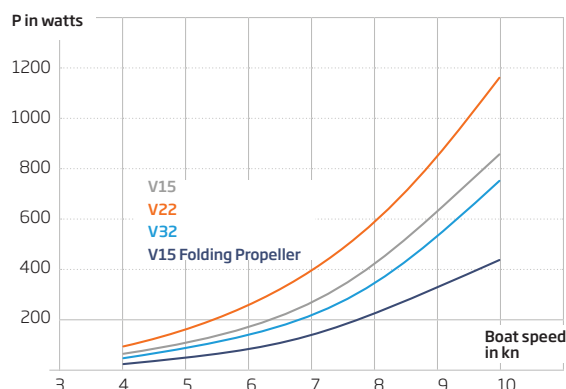
* To compare Torqeedo static thrust data with conventional trolling motors, add approximately 50% to the Torqeedo static thrust values.

High performance, speed and range

Dependent on factors such as type of boat, load, propeller and ambient conditions. Figures for speed and range are indicative only and are not a guarantee of performance.

As tested on a daysailer

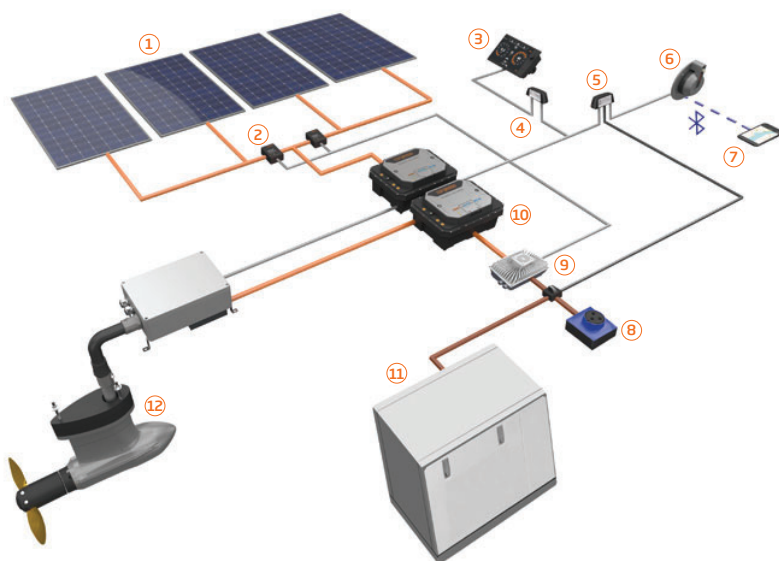
Cruise 3.0 FP	Cruise 6.0 FP
11.0 km/h - 1:10 hr	13.0 km/h - 0:50 hr
8.5 km/h - 3:00 hr	10.0 km/h - 3:00 hr
6.5 km/h - 9:00 hr	7.0 km/h - 9:00 hr
with 1 x Power24-3500	with 1 x Power 48-5000



Free for all

Generate emission-free, noise-free and cost-free energy while sailing? Yes, please! Cruise Fixed Pods can charge their own batteries while underway, so you always have plenty of power on board.

Hydrogeneration Cruise 12.0 FP: Values were determined in a towing test and represent the expected possible performance. Speed was measured by speed over ground (GPS). Actual approach speed at the propeller (speed through water) can deviate considerably and lead to significantly different performance.



Head for the horizon with Cruise Hybrid

- | | |
|---------------------------|-----------------------------------|
| 1 Solar panels | 7 Smartphone App |
| 2 Solar charge controller | 8 Shore power |
| 3 Multifunctional display | 9 Fast charger |
| 4 NMEA 2000 gateway | 10 Lithium-ion batteries |
| 5 Hybrid safety adapter | 11 AC generator |
| 6 Electronic throttle | 12 Electric pod motor or outboard |



6^{HP}
equivalent

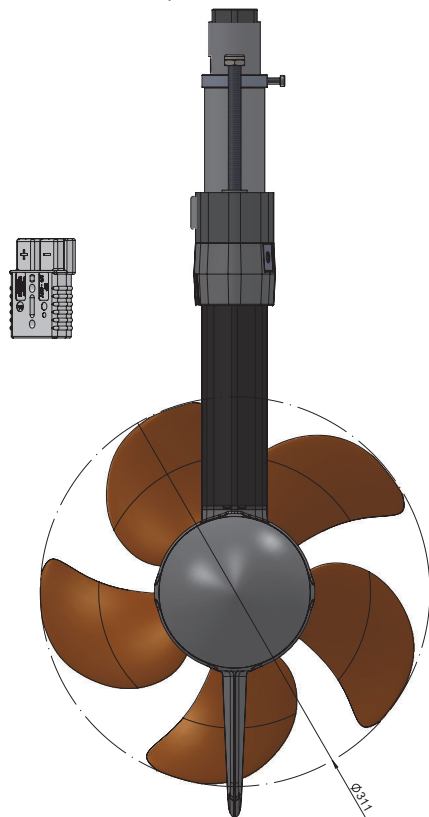
9.9^{HP}
equivalent

25^{HP}
equivalent

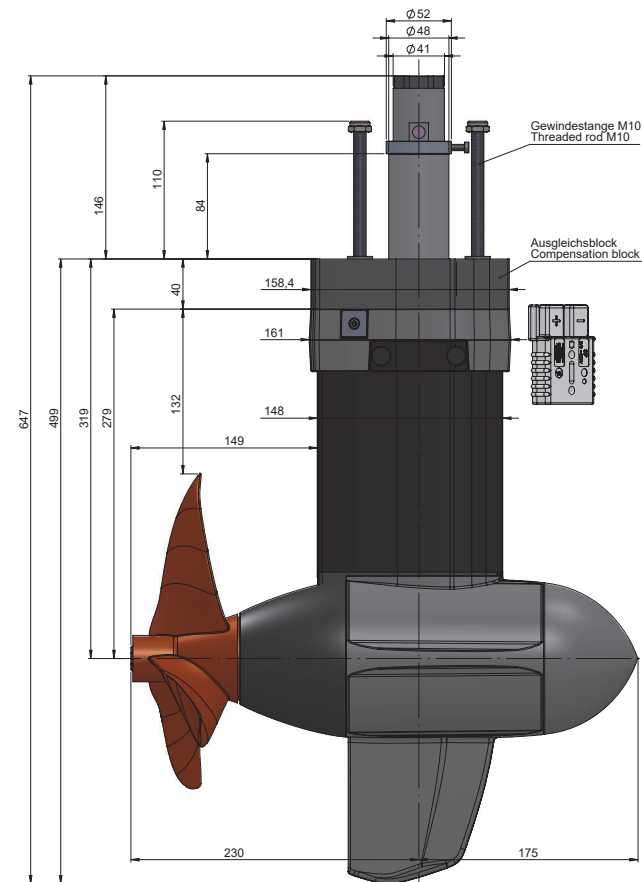
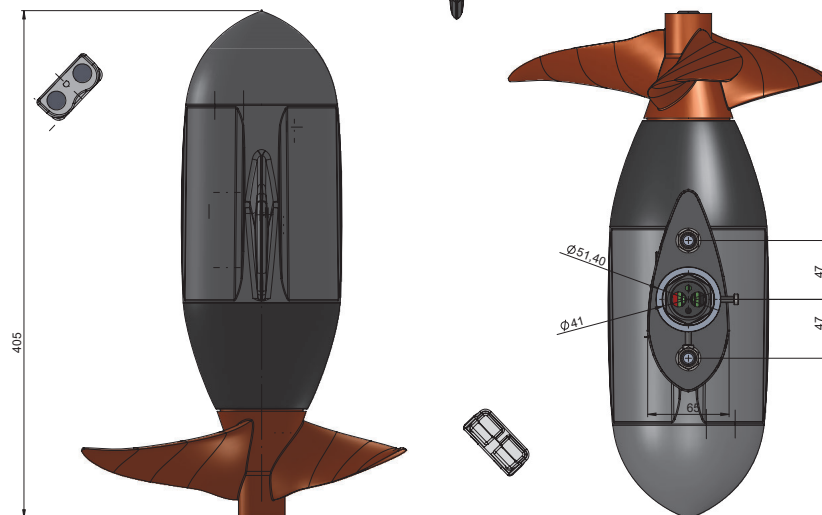
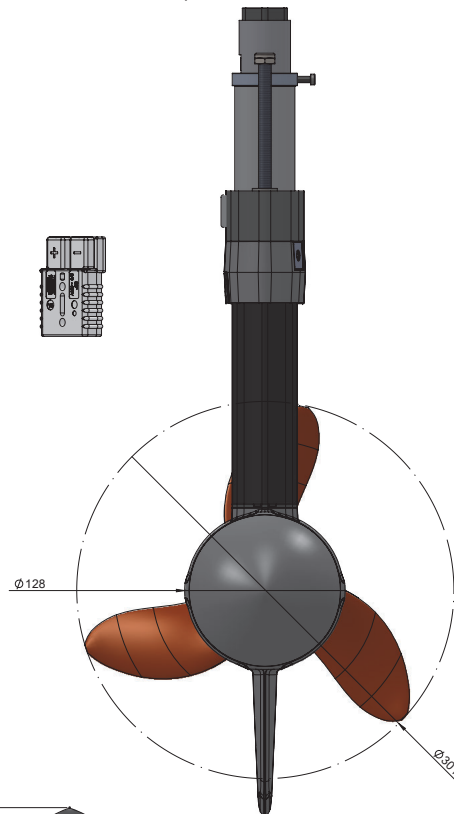
TORQUEEDO

Visit us on
www.torqueedo.com

1269-00
Propeller B 12 x 13 THR



1268-00
Propeller B 12 x 10,5 WDR



Freie Länge Leistungskabel 3000 mm
Free cable length power cable 3000 mm

Freie Länge Datenkabel 2600 mm
Free cable length data cable 2600 mm

*Kabel nicht dargestellt
*Cable not shown

[Cruise 3.0 FP] [1268-00]

[Cruise 6.0 FP] [1269-00]

© **torqeedo** Revision A 10.2021
Page 1 / 1

EINBAUZEICHNUNG / INSTALLATION DRAWING
Diese Zeichnung unterliegt NICHT dem Änderungsdienst und hat keinen Anspruch auf Aktualität!
Drawing is NOT subject to change procedures and may therefore not be current!