

Go Power![®]

FLEX-55

Solar Flex™ solar panels are designed to provide a powerful charging solution for batteries. Unlike other 'thin' products, Solar Flex™ uses high-efficiency monocrystalline cells that produce more power per square foot than any other flat panel on the market.

An impermeable lamination coats the entire module, allowing it to flex against curved areas and eliminating any need for a bulky frame. The flat, lightweight module is less than 1/8 inch thick and provides an extremely durable surface. The panel can be affixed by adhesive or screw mounting options and quick-connect MC4 cables are an added bonus for ease-of-installation.

Solar Flex™ panels are aerodynamic and DURABLE - a virtually unbreakable solar battery charger.

The FLEX-55 is ideal for:

- Trailers, long-haul and heavy-duty trucks
- Utility service vehicles
- RV/Marine

Features

- High-efficiency, back-contact solar cells
- Penetrating or adhesive mounting options
- Curves up to 30 degrees
- Durable surface is less than 1/8 in (3 mm) thick
- Industry standard quick-connect cables (MC4) work in series or in parallel
- Marine grade material
- Up to 82% lighter than other solar modules



FLEX-55 SOLAR MODULE

REPRESENTED IN YOUR REGION BY:



FLEX-55

SPECIFICATIONS

Rated power (Pm)	55W
Maximum power voltage (Vmp)	17.6V
Maximum power current (Imp)	2.88A
Open circuit voltage (Voc)	19.0V
Short circuit current (Isc)	3.04A
Power coefficient	-0.38% / °C
Voltage coefficient	-60.8mV / °C
Current coefficient	2.2mA / °C
Max power tolerance	+/- 5%
Cell type	Monocrystalline
Solar cell efficiency	21%
Series fuse rating	10A
Maximum system voltage	600VDC
Weight	1.6 lb (0.72 kg)
Dimensions	44.9 x 11.3 x 0.1 in 1140 x 286 x 3 mm
Frame type / material	Laminated TPT backsheet, includes stainless steel grommets

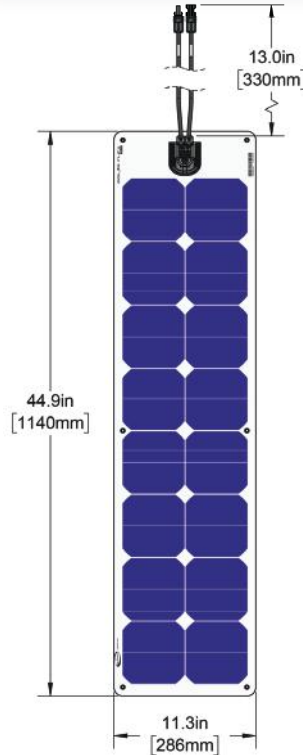
30° max. recommended bend

Power Specifications calculated at STC:

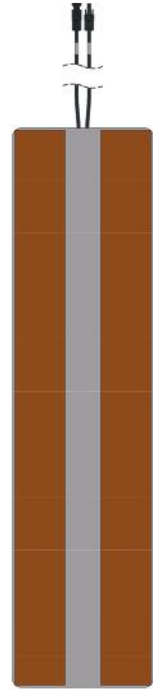
- Irradiance: 1000 W/m²
- Cell Temperature: 77 °F (25 °C)
- Air Mass: 1.5

"Go Power!" and Go Power! logo are trademarks.
© 2019 Go Power! by Valterra Power
Document: SPEC_FLEX-55_RevA

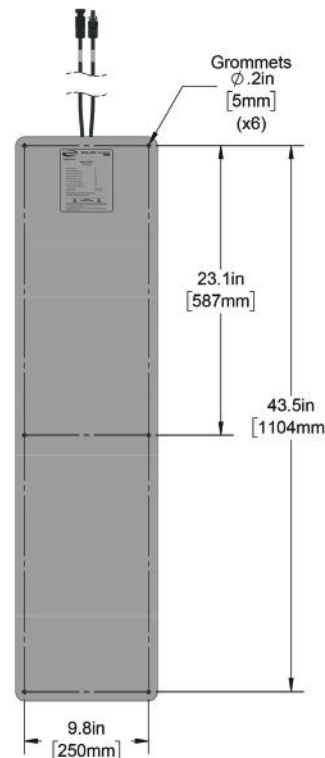
Specifications subject to local environmental conditions.
Specifications may be subject to change.



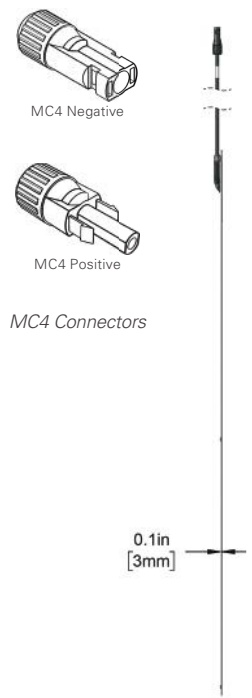
Front Profile



Back Profile with Tape



Back Profile



MC4 Connectors

Side Profile

© 2019, Go Power!
Document: SPEC_FLEX-55_RevA