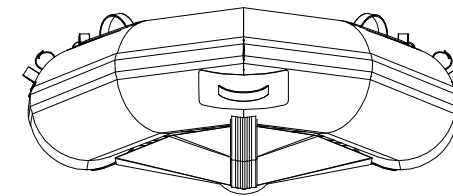
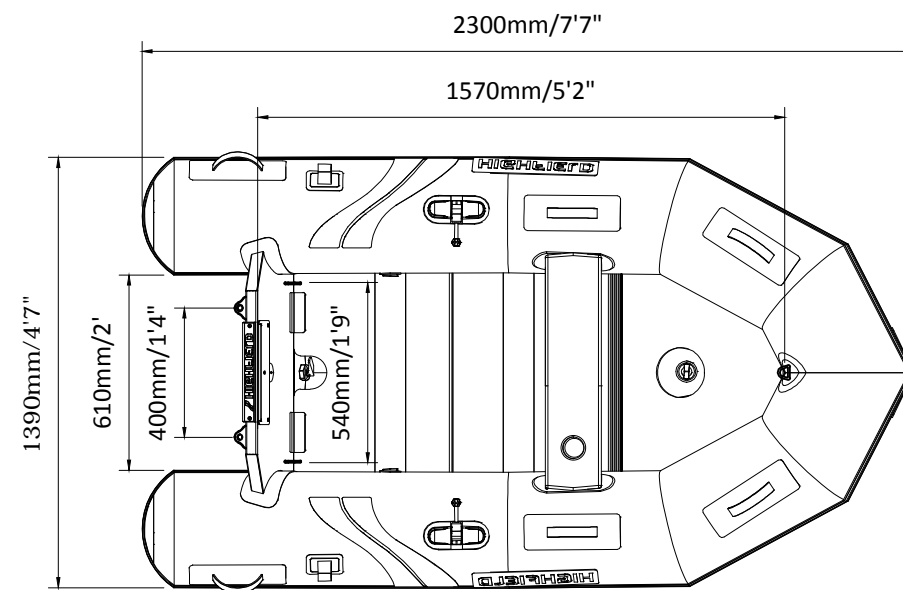
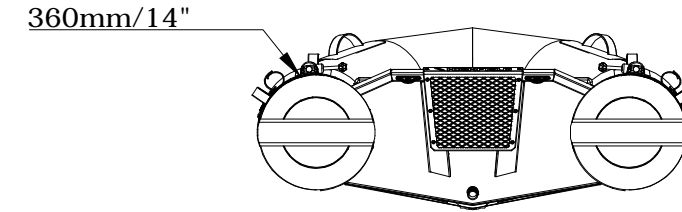
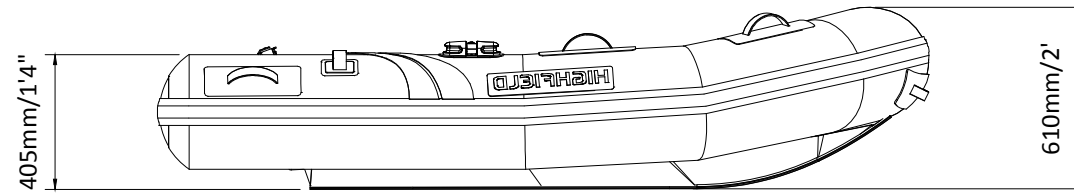


ROLL-UP 230

SPECIFICATIONS



SPECIFICATIONS AND MAXIMUM CAPACITIES (Subject to change without notice.Tolerances:Dimensions ±2.5% Weight ±5%)

MODEL	ISO 6185 PART	ISO 6185			#			 Outboard Engine	 Shaft	 Max power		 Max weight		 Molded seat	 Oars		 Fuel tank Capacity		 Wet Weight (Approximate) 4HP (2.98KW)		 AIR CHAMBERS							
			KG	LB		KG	LB			KG	LB	KG	LB		KG	LB	L	GAL	KG	LB		PSI	BAR					
RU230AL	1	C	350	772	2	150	331	S		2.98	4	27	60	31	68	2.5	5.5	1.5	3.3	/	/	/	/	58	128	3	3.63	0.25

Boat weight includes: boat only

2021V2