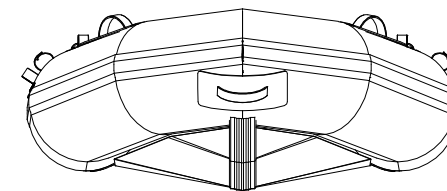
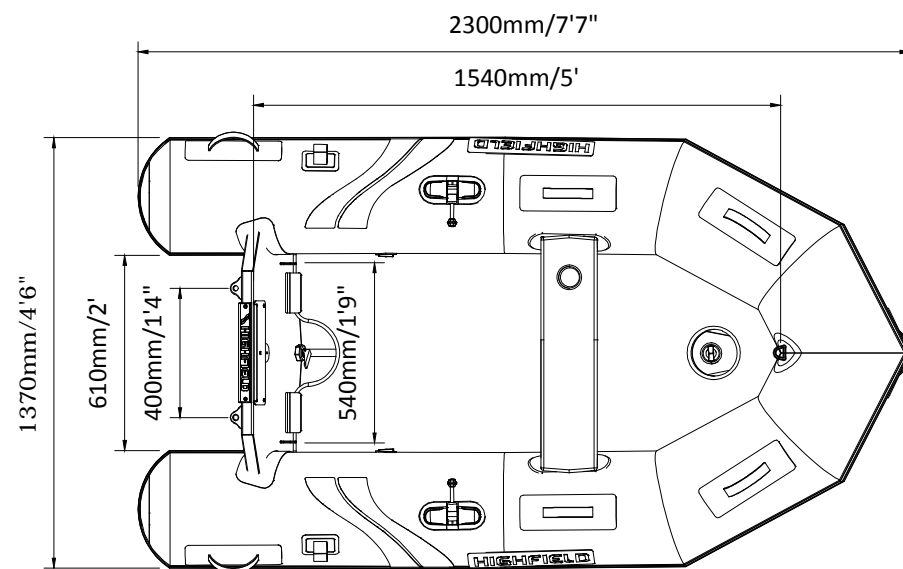
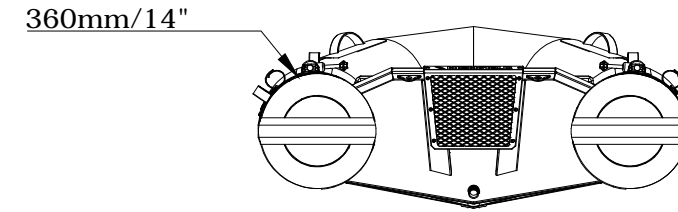
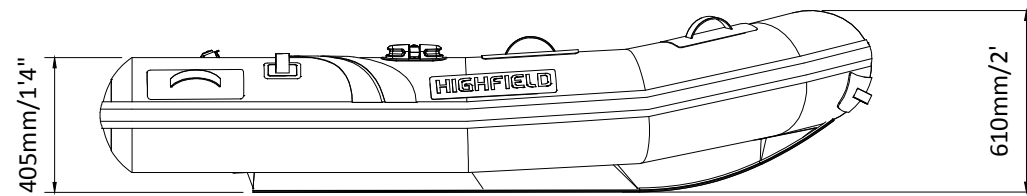


# ROLL-UP 230

# SPECIFICATIONS



SPECIFICATIONS AND MAXIMUM CAPACITIES (Subject to change without notice.Tolerances:Dimensions ±2.5% Weight ±5%)

MODEL	ISO 6185 PART	ISO 6185			#			Shaft	Outboard Engine				Molded seat		Oars		/		Fuel tank Capacity		Wet Weight (Approximate) 4HP (2.98KW)		AIR CHAMBERS				
			KG	LB		KG	LB		KG	LB	KG	LB	KG	LB	KG	LB	L	GAL	KG	LB	PSI	BAR					
RU230KAM	1	C	350	772	2	150	331	S	2.98	4	27	60	26	57	2.5	5.5	1.5	3.3	/	/	/	/	53	117	3	3.63	0.25

Boat weight includes: boat only