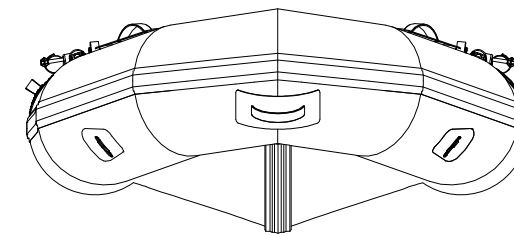
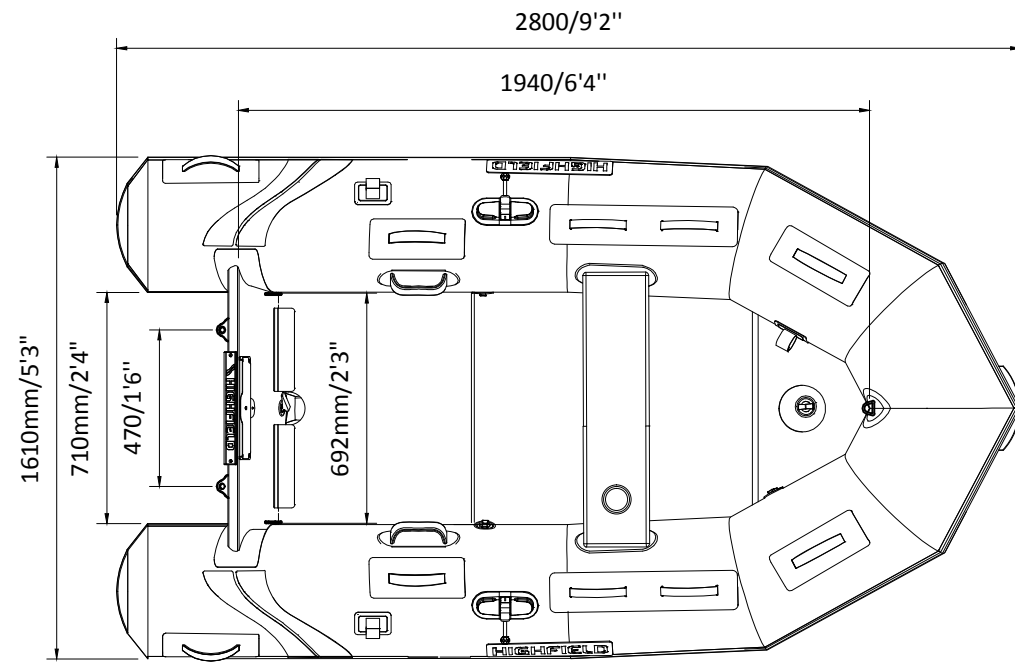
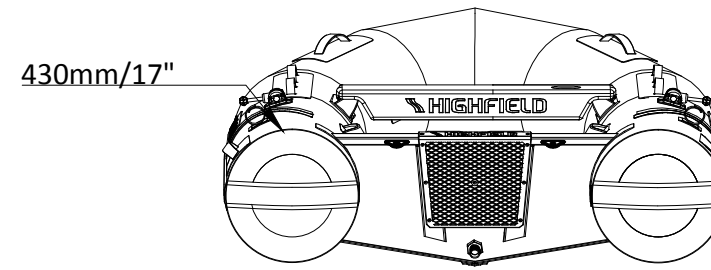
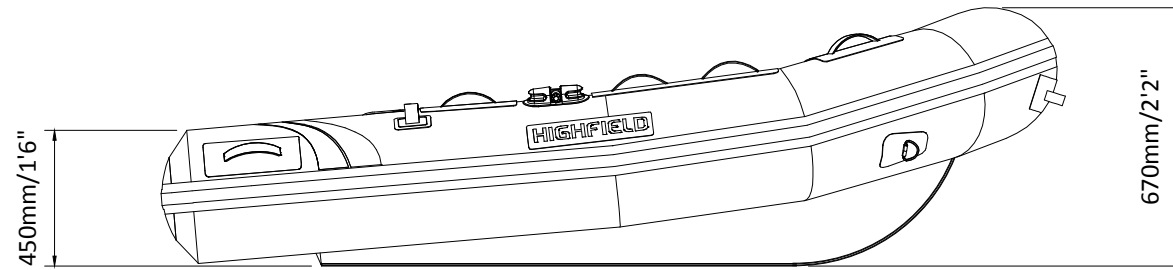


ROLL-UP 280

SPECIFICATIONS



SPECIFICATIONS AND MAXIMUM CAPACITIES (Subject to change without notice.Tolerances:Dimensions ±2.5% Weight ±5%)

| MODEL | ISO 6185 PART | ISO 6185 | | | | | | | | | | | | | | | | | | | | | | | | | |
|---------|---------------|----------|-----|------|---|-----|-----|-------|-----------|----|------------|----|----|----|----|-----|-----|-----|---|-----|----|----|--------------|-----|-----|------|------|
| | | | KG | LB | # | KG | LB | Shaft | Max power | | Max weight | | KG | LB | KG | LB | KG | LB | L | GAL | KG | LB | AIR CHAMBERS | PSI | BAR | | |
| | | | | | | | | | KW | HP | KG | LB | | | | | | | | | | | | | | | |
| RU280AL | 2 | C | 500 | 1102 | 4 | 300 | 661 | S | 7.46 | 10 | 42 | 93 | 42 | 93 | 3 | 6.6 | 1.5 | 3.3 | / | / | / | / | 84 | 186 | 3 | 3.63 | 0.25 |

Boat weight includes: boat only

2021V4