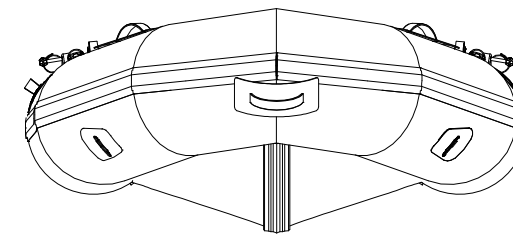
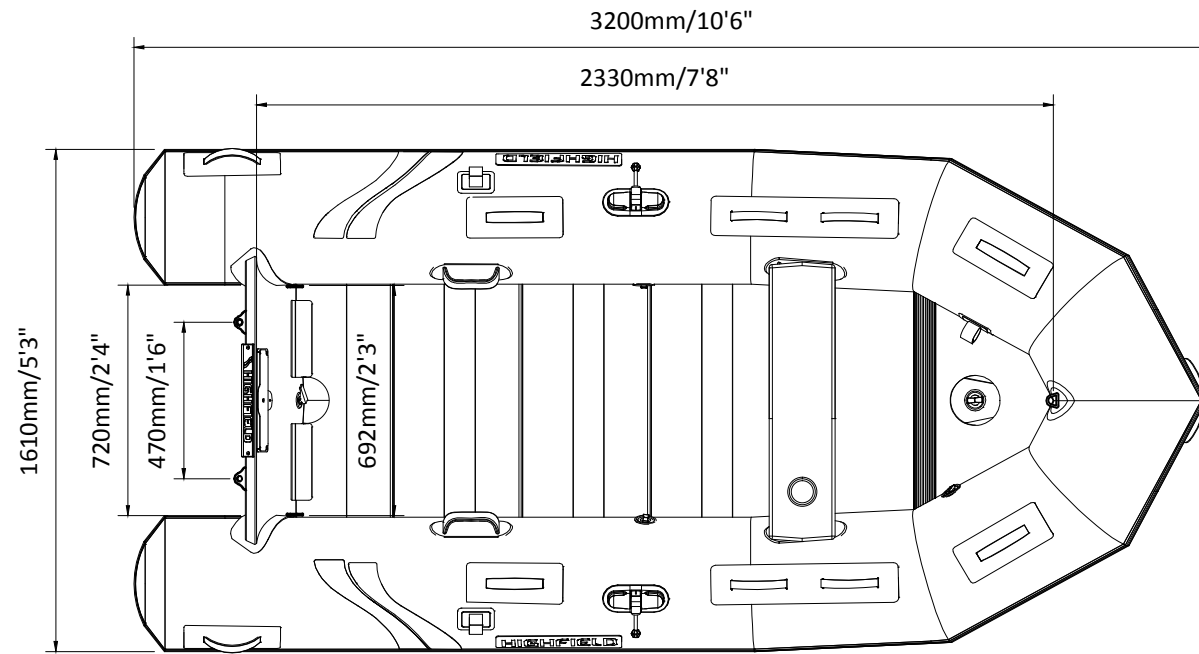
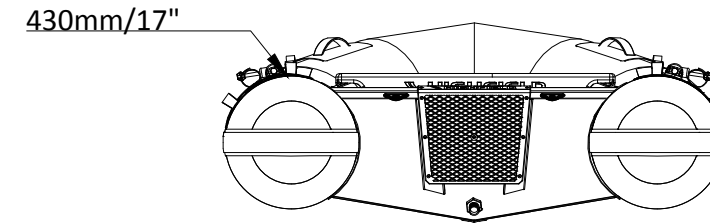
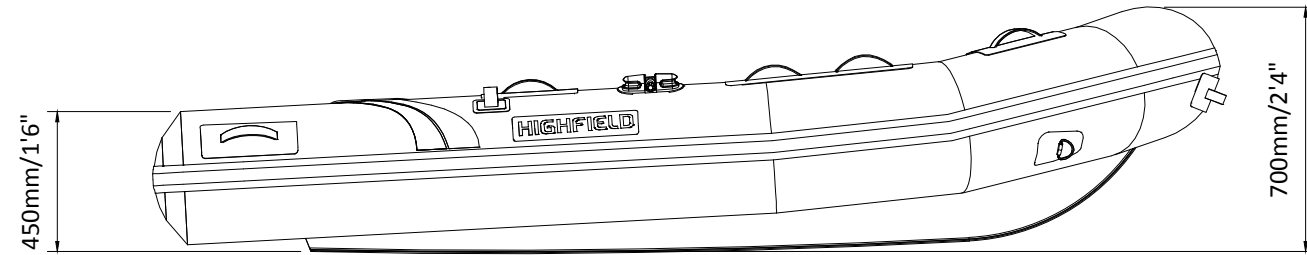


# ROLL-UP 320

# SPECIFICATIONS



SPECIFICATIONS AND MAXIMUM CAPACITIES (Subject to change without notice.Tolerances:Dimensions ±2.5% Weight ±5%)

MODEL	ISO 6185 PART	ISO 6185			#			 Outboard Engine	 Shaft	 Max power		 Max weight		 Molded seat		Oars		/		Fuel tank Capacity		 Wet Weight (Approximate) 15HP (11.19KW)		AIR CHAMBERS				
			KG	LB		KG	LB			KG	LB	KG	LB	KG	LB	KG	LB	L	GAL	KG	LB	PSI	BAR					
RU320AL	2	C	565	1246	4+1	338	744	S		11.19	15	42	93	48	106	3	6.6	1.5	3.3	/	/	/	/	90	199	3	3.63	0.25

Boat weight includes: boat only

2021V5