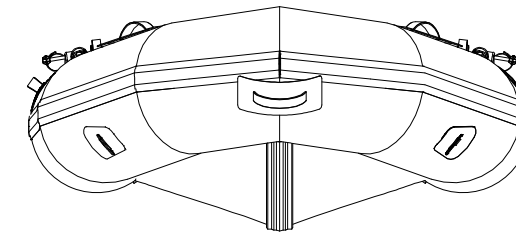
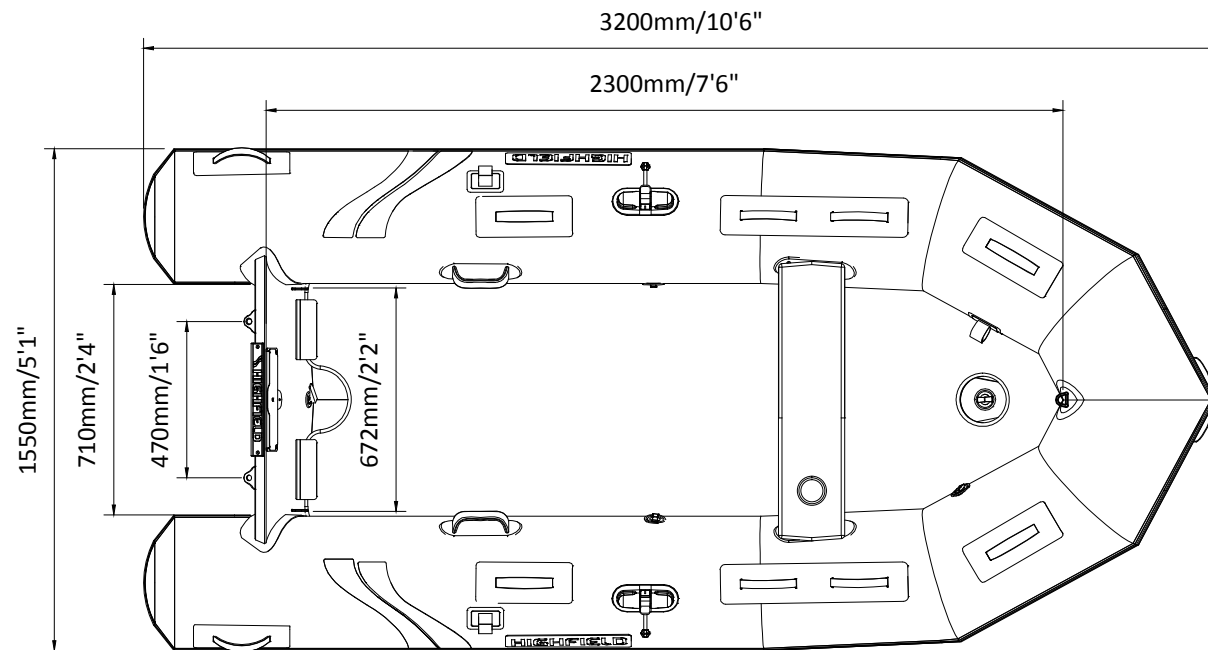
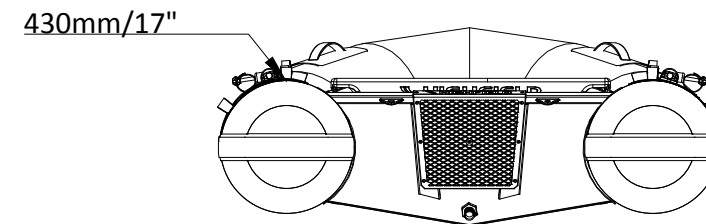
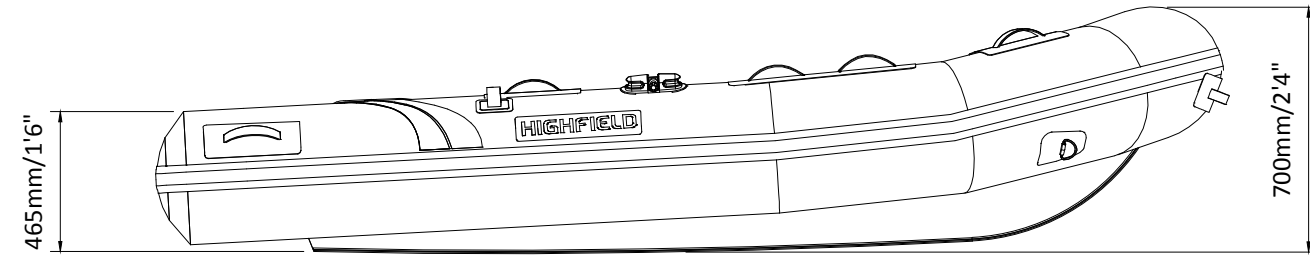


ROLL-UP 320

SPECIFICATIONS



SPECIFICATIONS AND MAXIMUM CAPACITIES (Subject to change without notice. Tolerances: Dimensions ±2.5% Weight ±5%)

MODEL	ISO 6185 PART	ISO 6185			#			 Outboard Engine	 Shaft	 Max power		 Max weight		 Molded seat	 Oars		 Fuel tank Capacity		 Wet Weight (Approximate) 15HP (11.19KW)		 AIR CHAMBERS							
			KG	LB		KG	LB			KW	HP	KG	LB		KG	LB	L	GAL	KG	LB		PSI	BAR					
RU320KAM	2	C	565	1246	4+1	338	744	S		11.19	15	42	93	36	79	3	6.6	1.5	3.3	/	/	/	/	78	172	3	3.63	0.25

Boat weight includes: boat only

2021V6