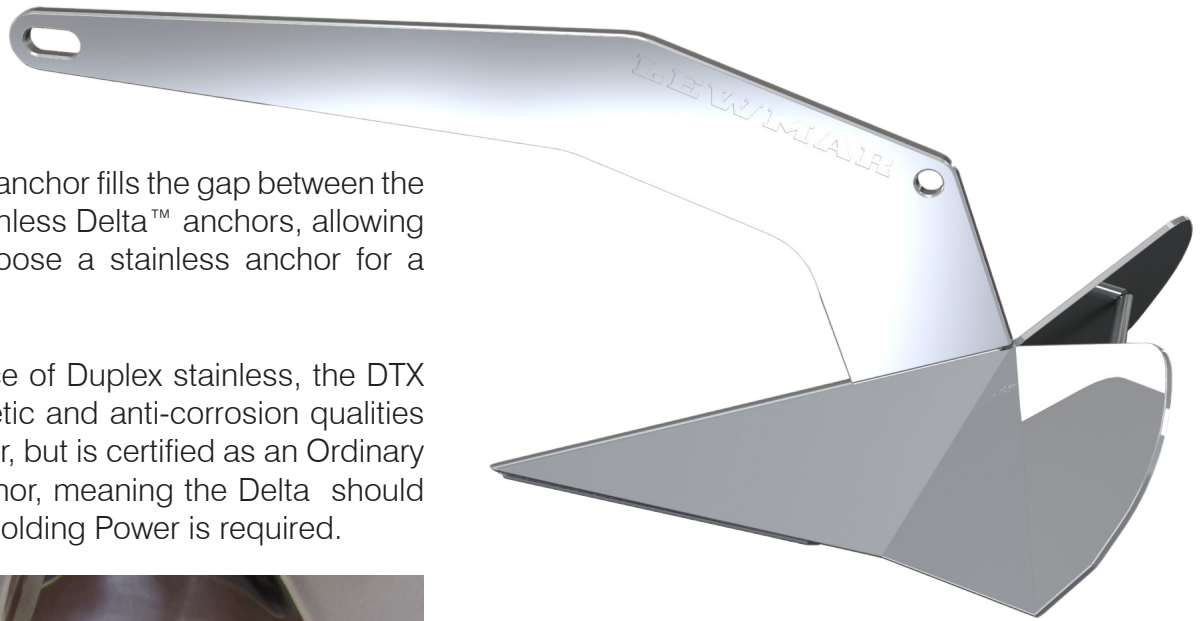



DTX

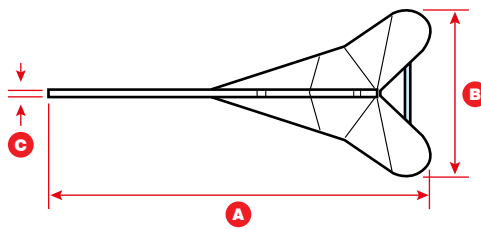
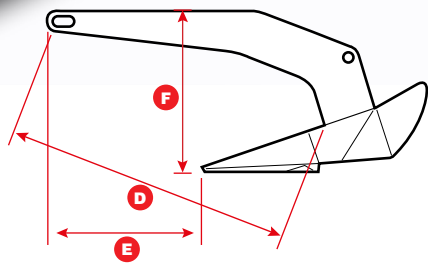


Lewmar's new DTX anchor fills the gap between the galvanised and stainless Delta™ anchors, allowing boat owners to choose a stainless anchor for a reduced outlay.

Utilising 316 in place of Duplex stainless, the DTX offers all the aesthetic and anti-corrosion qualities of a stainless anchor, but is certified as an Ordinary Holding Power anchor, meaning the Delta should be chosen if High Holding Power is required.



- Delta™ Style Geometry - unique shank profile and ballasted tip for fast, accurate setting
- 316 stainless steel construction
- 3-Year warranty against breakage



PART NUMBER	ANCHOR WEIGHT		RECOMMENDED CHAIN SIZE		A		B		C		D		E		F	
	kg	lb	mm	in	mm	in	mm	in	mm	in	mm	in	mm	in	mm	in
0057206	6	14	6-7	¼	593	23 ¾	265	10 ½	10	¾	450	17 ¾	243	9 ½	254	10
0057210	10	22	8	⅝	695	27 ¾	310	12 ½	12.5	½	526	20 ¾	282	11 ¼	292	11 ½
0057216	16	35	8	⅝	812	32	362	14 ¼	12.5	½	614	24 ¾	328	13	339	13 ¾
0057220	20	44	10	¾	877	34 ½	392	15 ½	16	¾	663	26 ¾	357	14	368	14 ¾
0057225	25	55	10	¾	945	37 ¼	415	16 ½	16	¾	713	28	387	15 ¼	398	15 ½
0057232	32	70	10	¾	1023	40 ¾	453.5	17 ¾	20	¾	775	30 ¾	425	16 ¾	432	17
0057240	40	88	10	¾	1103	43 ¾	489	19 ¼	20	¾	883	32 ¾	437	17 ¼	461	18 ¼
0057250	50	110	12	½	1175	46 ¼	523	20 ¾	20	¾	890	35	479	18 ¾	486	19 ¾
0057263	63	140	12	½	1270	50	567	22 ¾	25	1	963	38	508	20	537	21 ¾