

SIZE GUIDES

MEN'S

SIZE	XS	S	M	MT	L	XL	XLT	XXL	XXXL
CHEST (CM)	34"-36" (87-92)	36"-38" (92-97)	38"-40" (97-102)	38"-40" (97-102)	41"-43" (104-109)	44"-46" (112-119)	44"-46" (112-119)	47"-49" (120-125)	50"-52" (127-132)
WAIST (CM)	28" (71)	29"-30" (74-76)	31"-33" (79-84)	31"-33" (79-84)	34"-37" (87-94)	38"-40" (97-102)	38"-40" (97-102)	41"-43" (104-109)	44"-45" (112-115)
AVERAGE HEIGHT (CM)	5'2"-5'4" (158-163)	5'4"-5'7" (163-170)	5'7"-5'10" (170-178)	6'2"-6'3" (188-191)	5'10"-6'1" (178-186)	6'1"-6'2" (186-188)	6'3"-6'5" (193-197)	6'2"-6'3" (188-191)	6'2"-6'3" (188-191)

All metric measurements are in cm and have been rounded to the nearest 0.5cm.

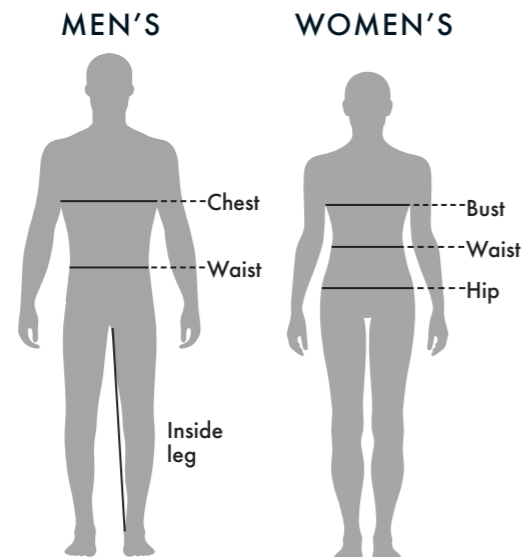
MEN'S TROUSERS & SHORTS

WAIST (CM)	28" (71)	30" (76)	32" (81)	34" (87)	36" (92)	38" (97)	40" (102)
INSIDE LEG (CM)	29" (74)	30" (76)	31" (79)	32" (81)	32" (81)	33" (84)	33" (84)

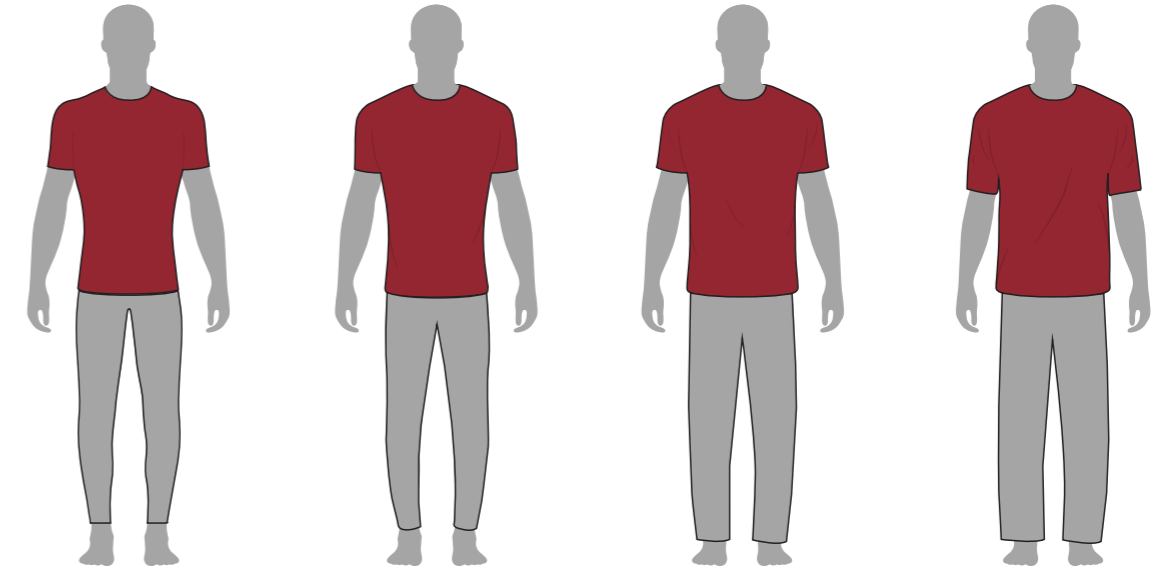
WOMEN'S

SIZE	6	8	10	12	14	16	18	20
BUST (CM)	30"-31" (76-79)	31.5"-32.5" (80-83)	33"-34.5" (84-88)	35"-36" (89-92)	36.5"-37.5" (93-96)	38"-39.5" (97-101)	40"-41.5" (102-106)	42"-43" (107-109)
WAIST (CM)	24"-25" (61-63)	25"-26" (64-66)	26.5"-27.5" (67-70)	28"-29" (71-74)	29.5"-31" (75-79)	31.5"-33.5" (80-85)	34"-35.5" (86-90)	36"-37" (91-94)
HIP (CM)	33"-34" (84-87)	34.5"-35.5" (88-91)	36"-37.5" (92-95)	38"-39" (96-100)	40"-41" (101-105)	41.5"-43.5" (106-110)	44"-46" (111-117)	46.5"-48" (118-122)

Sizes based on the average height of 5'4" - 5'6" (163-168cm) and the average inside leg of 30" - 32" (76-81cm).



FIT GUIDES



Next to Skin
Follows the contours of the body giving freedom of movement.

Slim Fit
Closer fit, giving a silhouette that skims over the body.

Regular Fit
Neither close fitting or oversized, designed to be versatile and fit as expected for the products' intended end-use.

Relaxed Fit
Cut looser with more room around the body. Ideal for layering over other pieces.

JUNIOR

SIZE AGE(YEARS)	JS (8-9)	JM (10-11)	JL (12-13)
HEIGHT (CM)	4'2 1/2"-4'5" (128-134)	4'7"-4'9 1/2" (140-146)	5'0"-5'2" (152-158)
CHEST (CM)	25"-26" (64-66)	27"-28.5" (69-72)	30"-32.5" (76-83)
WAIST (CM)	22.5"-23" (57-59)	24"-25" (61-64)	25"-27" (64-68)

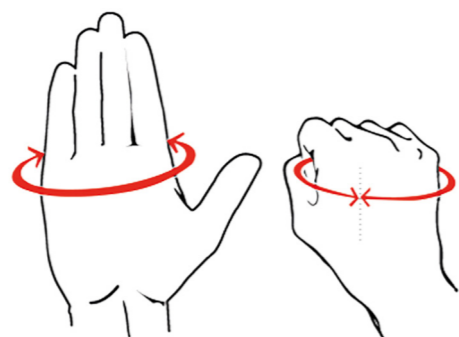
FOOTWEAR

EURO	33	34	35	36	37	38	39	40	41	42	43	44	45	46	47	48	49
UK AND AUSTRALIA	1	2	2.5-3	3.5	4	5	5.5	6.5	7.5	8	9	9.5	10.5	11	12	13	14
US MEN	1	2.5	3	4	5	6	7	7.5	8	9	10	10.5	11	12	13	14	15
US WOMEN	3	4	5	6	7	8	9	9.5	10	11	12						
SOCK SIZES	-	-	S	S	S	S	M	M	M	M	L	L	L	L	XL	XL	XL

Manufactured in Euro sizes.

MEN, WOMEN & YOUTH GLOVES

YOUTH WIDTH (CM)	CHILD 6" (15)	JUNIOR 6"-6.5" (15-16.5)				
WOMEN WIDTH (CM)	S 6.5" (16.5)	M 6.5"-7" (16.5-17.5)	L 7"-7.5" (17.5-19)			
MEN WIDTH (CM)	XS 6.5"-7" (16.5-17.5)	S 7"-7.5" (17.5-19)	M 7.5"-8.5" (19-21.5)	L 8.5"-9.5" (21.5-24)	XL 9.5"-10.5" (24-26.5)	XXL 10.5"-11.5" (26.5-29)



Gloves are most commonly sized according to width. Using a tape measure, wrap the tape around the hand just below knuckle (the widest point and make a fist). All metric measurements are in cm and have been rounded to the nearest 0.5cm.

4924 / 4924J HIKING PADS

SUIT SIZE (MEN)			XS	S	M	L	XL	
SUIT SIZE (WOMEN)				10	12	14	16	
SUIT SIZE (JUNIOR)	JS	JM	JL					
PAD SIZE	JNR	JNR	JNR	1	1	2	2	3
PAD LENGTH(MM)	17.5	17.5	17.5	19.5	19.5	21.5	21.5	24.0

Pads are measured in millimetres.

4914 BUOYANCY AID

SIZE	S	M	L
CHEST(CM)	86-96	92-102	105-115
WEIGHT(KG)	50-60	60-70	>70
BUOYANCY(N)	40	45	50

4916/7 BUOYANCY AID

SIZE	CHILD	YOUTH	S	M	L	XL	XXL
CHEST(CM)	81	86	91	96	106	116	126
WEIGHT(KG)	30-40	40-50	50-60	60-70	>70	>70	>70
BUOYANCY(N)	35	40	40	45	50	50	50

RS18 PFD

SIZE	YOUTH	XS-X	M-L	XL-XXL	XXXL
CHEST(CM)	76-86	86-96	96-106	106-116	116-132
WEIGHT(KG)	30-50	40-70	>70	>70	>70
BUOYANCY(N)	40	45	50	50	50

Chest measured in centimetres. Weight measured in kilograms. Buoyancy measured in newtons.